

Undoubtedly innovation of wheel created drastic change in transportation of goods as well as people. Due to increase of population, industrialisation, urbanisation and globalisation, there was a heavy increase of vehicular traffic. So systematic regulation is required to ensure free flow of traffic. Regulation is nothing but to ensure that every road user follow traffic rules. It is the responsibility of every end user of the road to follow traffic rules.

### What is traffic?

Movement of any object from one place to another is traffic like wire movement of any vehicle from one place to another place on the road is road traffic.

### What is Traffic Education?

Traffic Education is the education which describes the traffic rules and regulations in a clear and simple way. Have you ever seen an accident on the road? If so, how did they get hurt? Think and say, why had the accident happened?

#### ACCIDENT VICTIMS - AGE

Age	Cases	Age	Cases
00-05	24	50-55	207
05-10	58	55-60	138
10-15	40	60-65	113
15-20	152	65-70	57
20-25	345	70-75	49
25-30	380	75-80	13
30-35	254	80-85	12
35-40	294	85-90	0
40-45	226	90-95	0
45-50	215	95-100	0

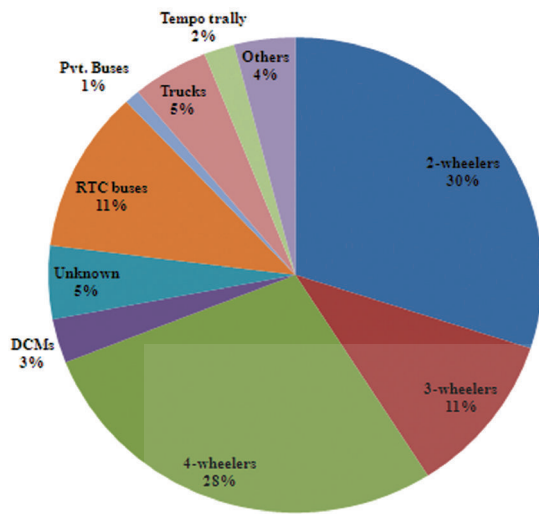
- In which group do you find more cases? Can you say?
- How many cases are there in the age group of both 20–25 and 25–30?

### Need and significance of Traffic Education

As young people become more independent, they are exposed to increase risks. Especially teenagers are an important group of road users. Many are unaware that road incidents are the biggest cause for serious accidents and deaths. It is necessary to teach all the road safety measures clearly to avoid accidents.

## Hyderabad City

### Accidents: Accused vehicles



Total accidents - 2577

Accidents figures for the year 2012.

- Discuss the data relating to the accidents-accused vehicles in your classroom?
- Which type of vehicles are accused of more accidents? Can say why?
- What is Traffic Rules and regulations? Discuss in your class room.

## Traffic Chaos

You have to go to school in the morning. If you are late, you may lose classes. You are struck in a traffic jam. What will you do?

Students, employees, labourers, teachers, doctors and all are affected by traffic jams. Foot paths (Side walks) are considered a boon for pedestrians. Sometimes motorists drive on these side walks.

Stray animals, fruit and vegetables sellers, private vehicles like cars, autorickshaws are parking at No Parking Zones are the main causes for traffic jams. As there is an increase in population and use of automobiles there has been rapid increase in the volume of traffic on roads. To avoid the accidents, one must know the prescribed rules and regulations.

## Necessity of Driving License

No person shall drive a Motor Vehicle unless he/ she holds the driving license.

## Types of Driving Licenses

**1. Learner's License :** This is a temporary license valid up to 6 months issued to learn driving motor vehicle.

**2. Permanent License :** One becomes eligible for permanent license after one month from the date of issuing the learner's license.

### Documents required for Learner's License

- Residence Proof (attested copy of the following)  
Ration Card/ Electricity Bill/ Tax Receipts/ Life Insurance policy/ Voter ID Card/ Passport/ Adhar Card.
- Age Proof attested copies of the following  
School Certificate/ Passport/ Birth Certificate/ Adhar Card/ PAN Card of Income Tax.

Some Important provisions of Law

- It is an offence to drive a vehicle without driving license.

- Age limit for motor vehicle above 50 CC is 18 years.
- Age limit for transport vehicles is 25 years.

**Forms to be submitted:** Form 1, 1A, 2 and 3 are to be submitted with prescribed details and passport photographs. After verification of the above documents a learner's test and colour blindness test will be conducted. A learning license is issued to the applicant who qualifies in the prescribed tests.

**Permanent license:** Permanent license will be issued only after having a valid learner's license. One should apply for the permanent license after 30 days but within 180 days from the date of issue of the learner's license. One more important thing is that one should be conversant about the traffic rules and regulations.

- Why it is compulsory to have a driving license?

### Driving after a drink – Drunken Drive

**Driving after a drink:** Twenty eight year old Mukhesh used to have a party buff and likes to go out with his friends every weekend. But of late he is worried about returning home after the party. As the very sight of the traffic police at the street corners sends jitters down his spine. This is not the case of just Mukhesh but many liquor consumers are now thinking twice before going to a party.

**How breath analyser works :** When a person drinks alcohol it is absorbed in to the blood and is circulated through out the body. As this blood reaches the lungs, the air we exhale carries traces of alcohol which is measured by the gadget. In a way the exhaled air would contain alcohol traces along with Carbon-di-oxide. These machines can pickup even the slightest traces of alcohol. Police Officer can not delete the record in breath analyser even though he wants to help the victim.



Fig. 24.1 What are the policemen doing?

### Punishment for drink driving

- Enable the officials to seize the vehicle of the drunken.
- Driver to attend court and pay the penalty imposed.


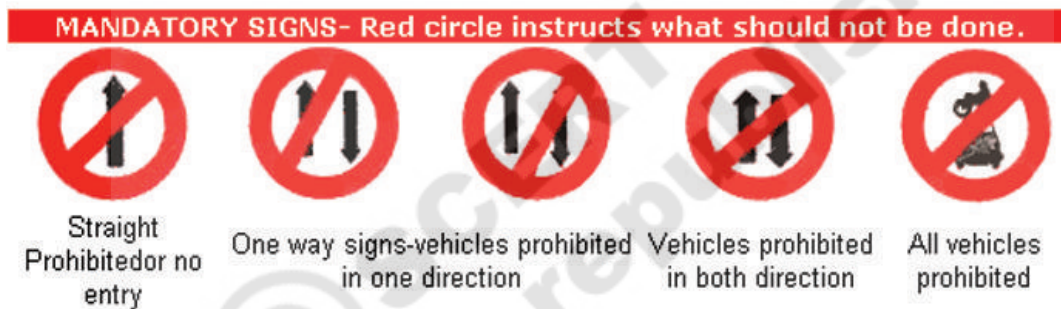
### Cancellation of driving licenses

- The Regional Transport Authority can disqualify persons from holding driving license or revoke the same if the person:
  - a) Is a habitual drunkard.

- b) Is an addict to any narcotic drug
- c) Is using a vehicle in the commission of cognizable offence
- d) Is driving dangerously
- e) Is using the vehicle without registration
- f) Is not giving any information required to the police
- g) Is not shifting the victim of the accident in which his or her vehicle is involved to the nearest hospital
- h) Does not produce the following certificates on demand by police
  - Certificate of Insurance, - Certificate of Registration
  - Driving License - Pollution Certificate

## Traffic Signs

1. Mandatory Signs      2. Information signs      3. Cautionary signs



A few signs in each type are given above. With the help of your teacher collect the remaining signs from RTA office/ Traffic Police and present in the classroom.



## Advices to Drivers

- Stick to the left line and leave the right lane to faster traffic.
- Never over take on the left.
- Wear a helmet for safe journey.
- Use only less Carbon monoxide emission vehicles.
- Do not use horn unnecessarily.
- Heavy vehicle users should always use seat belts.
- Do not jump traffic signals.
- Keep your vehicle in good condition.

Kumari is a student, completed Intermediate with 95% marks. Her father wanted to give her a two wheeler as a gift. They went to local RTA office to get the information regarding registration of vehicle and driving license. As advised by the authorities her father admitted her in a motor driving school. By providing necessary documents which we previously discussed, she got temporary license first and then permanent license. The RTA officer explained her father about how to get the vehicle temporarily registered and then permanently registered.

## Necessity for Registration

No person shall drive any motor vehicle unless it is registered.

### How registration is made

**Temporary Registration:** The following documents are necessary for registration.

1. Copy of sales certificate
2. Copy of road worthiness certificate
3. Copy of valid insurance certificate
4. Pollution under control certificate
5. Copy of address proof

**Permanent Registration:** An application for registration of a motor vehicle shall be made to the registering authority within a period of one month by producing the certificates which are submitted at the time of temporary registration.

## Road Marking Signs

Road surface markings are used on paved roads to provide guidance and information to drivers and pedestrians. Uniformity of the markings is an important factor in minimizing confusion and uncertainty.

With the help of your teacher collect the road surface markings from RTA/ Traffic police and discuss the uses of various markings in the classroom.

## Division of roads

**1. Footpath :** It is laid on either side of the road for the use of pedestrians. It is built with of about 2 meters

**2. Road divider :** The road is divided into two halves with cement slabs

**3. Zebra Crossings :** Zebra Crossing is the place where the pedestrians cross the road these are laid at places where traffic is heavy

## Traffic Signals

A traffic Light , traffic signal or a stop light is a signatory device position at a road intersection to indicate when it is safe to drive through. Follow traffic signals at the junction i.e.

Red- stop before line;

Orange- get ready to go;

Green- move the vehicle.



## Road Safety

India has the second largest road network in the world. As the road uses are not aware of the traffic rules leading to high toll of the death victims

### Hurdle of road safety

1. Negligence of civilians
2. Pathetic conditions of roads
3. Unsafe vehicle design
4. Under implementation of road safety standards
5. Lack of proper enforcement of laws
6. Lack of emergency services.

### Slogans

- ▲ Live and let live, follow traffic rules
- ▲ Ensure safety on road, follow traffic fules

### Rules for pedestrians

1. Walk on the foot path. If foot path is not available and the road is narrow, walk on the right side of the road watching the oncoming traffic.
2. Must use reflective clothing at night when walking outside built up area.
3. Always carry a torch while walking at night time.
4. Do look for safe place to cross and look left and right listen for traffic.
5. Let any traffic coming in either direction.
6. Walk briskly straight across the road when it is clear and continue watch and listen for walking.
7. Use zebra Lines for crossing roads.
8. Don't use the mobile in any form while walking/ crossing i.e. either listening to songs.
9. Take the help of traffic police men while crossing the road.
10. Pedestrains do not walk on roads in inebriated condition.

## Rules for Motor Cycles

- Must hold current driving license.
- Must have insurance cover before you can take your motor cycle or moped on a public road.
- Riders should wear properly fitted and secured helmet.
- Carry only pillion passenger, who must sit on a proper seat.



Fig. 24.2 : Dangerous to drive with overload

### Key words

1. Vehicle registration
2. Breath analyser
3. Mandatory signs
4. Traffic Education
5. Driving licence

### Improve your learning

1. What documents should a driver carry while driving and what skills are needed to drive safely?
2. What will happen if someone jumps the traffic signal?
3. Suggest a few steps to be taken by different sections of society for road safety.
4. Explain mandatory, caution and information traffic signs with examples?
5. Kamala wants to purchase a new vehicle. Explain her what are the steps to be taken and what documents are to be produced for the registration of a vehicle?
6. Ramu wants to interchange his vehicle number to other vehicle. Is it correct or not? Explain, why?
7. Explain the need of road safety

### Project

1. Collect the data from the traffic police/ RTA officials who are nearest to you .

Month :

Place :

No. of cases booked :

Driving without Helmet	Driving without License	Not having registration papers	Not following traffic rules	No. of accident accused vehicles

Analyse the data and discuss in your class room regarding traffic situations in your area.